


SMD 1842.5MHz SAW FILTER

AFS1842.5S4

APPLICATION: Cellular Phone



3 x 3 x 1.5mm

STANDARD SPECIFICATIONS:

CHARACTERISTICS	UNIT	MIN.	TYP.	MAX.
Center Frequency Fc	MHz	-	1842.5	-
Bandwidth	MHz	-	$F_c \pm 37.5$	-
Insertion Loss @ Passband				
1805 ~ 1815 MHz @ (15°C ~ +70°C)	dB	-	-	3.3
1805 ~ 1815 MHz @ (-20°C ~ 15°C)	dB	-	-	3.7
1815 ~ 1870 MHz	dB	-	-	3
1870 ~ 1880 MHz	dB	-	-	3.6
Ripple @ Passband	dB	-	-	N/A
Relative Attenuation				
0 ~ 1720 MHz	dB	20	-	-
1720 ~ 1765 MHz	dB	25	-	-
1765 ~ 1785 MHz	dB	8	-	-
1920 ~ 1980 MHz	dB	15	-	-
1980 ~ 2410 MHz	dB	17	-	-
2410 ~ 3120 MHz	dB	20	-	-
3120 ~ 4000 MHz	dB	17	-	-
DC Voltage	V	10		
Source Power	dBm	15		
Operating Temperature	°C	-20°C to +70°C		
Storage Temperature	°C	-40°C to +85°C		
Return Loss @ 1805 ~ 1880	MHz	6		

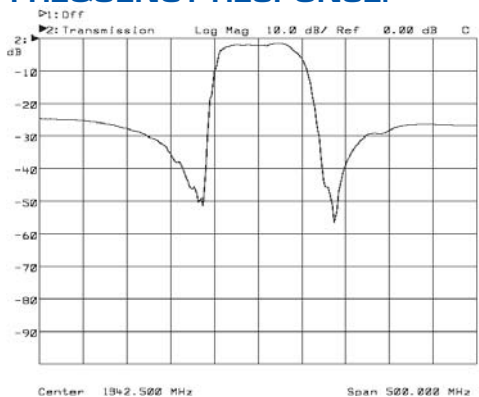
Electrostatic Sensitive Device. Handle with precaution.

MARKING:


- 1575.42 (1575.42 Frequency in MHz)
- AF ZYX (ZY: Date code Z for month from A to L; Y for year, i.e. 4 for 2004; X: Traceability code)

PIN NO.	CONNECTIONS
2	Input
5	Output
1,3,4,6	Ground

FREQUENCY RESPONSE:



TEST CIRCUIT:



OUTLINE DRAWING:

